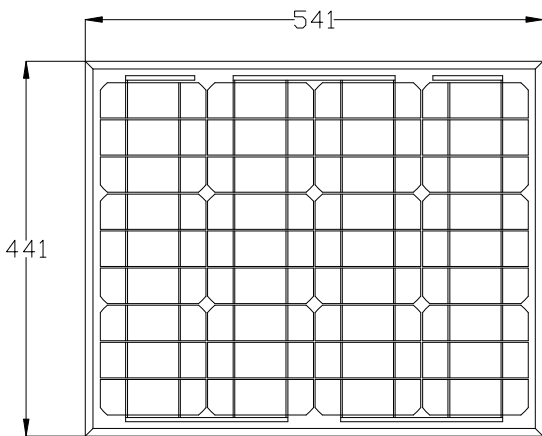
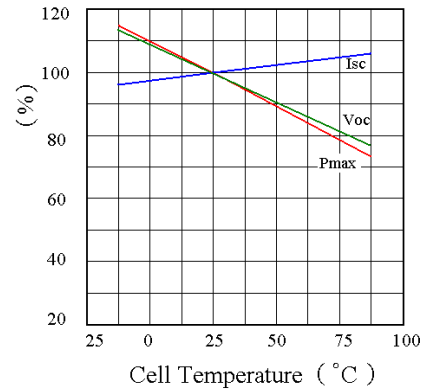
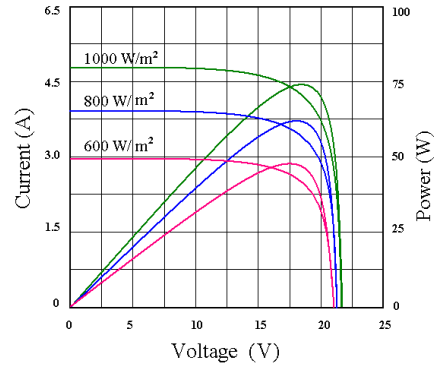


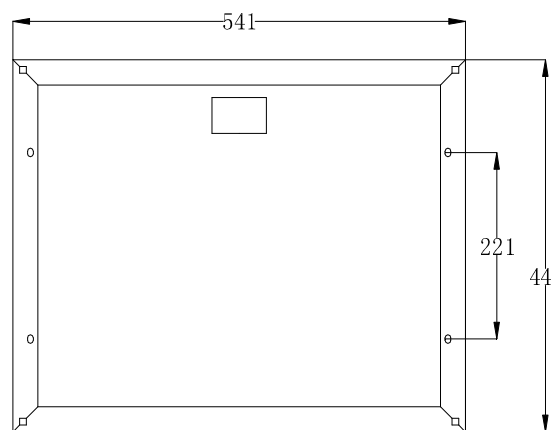
SM SOLAR

Model SM30	30
Max. power at STC(Pm)	30W
Open-circuit voltage(Voc)	21.15V
Short-circuit current(Isc)	1.96A
Voltage at Pmax(Vmp)	17.2V
Current at Pmax(Imp)	1.75A
Power tolerance	±3%
NOCT	48°C±2°C
Temp. coefficient of Voc	-0.34%/°C
Temp. coefficient of Isc	0.09%/°C
Temp. coefficient of Power	-0.37%/°C
Max. series fuse rating	10A
Max.system voltage	1000V

Cell size	125×41.66mm
No.of cells and connections	36(4*9)
Dimension of module	441*541*35mm
Weight	3.5Kg



正面图



背面图